

CASEFINDING

KCR Abstractor's Training

Introduction

- Casefinding
 - Definition
 - Purpose
 - Methods
- Sources vs Resources
- Reportable Cancer Conditions
- Non-Reportable Conditions
- Ambiguous Terminology



What is Cancer Casefinding?

Process of identifying all reportable cases through review of source documents and case listings.

Purpose of Casefinding:

- Assure that every cancer case has been reported
- Avoid over-counting & under-counting cases
- Monitor multiple primaries
- Document completeness of your registry

Casefinding Methods:

- Active - registry personnel screen source documents
- Passive - other health care professionals notify registrar of potential cases
- Combination

Casefinding Sources

Hospitals

Inpatient
Clinics
Outpatient (ED, Imaging)
Treatment Centers

Casefinding Sources

**Central
Registry**

Treatment Centers
Physician Offices
Path Labs
Death Certificates
Bordering State Registry

Casefinding

Source Documents

- Pathology/Cytology/Autopsy Reports - Epath
- Disease Index
- Radiation Therapy Logs
- ChemoRx/Outpatient Logs
- Radiology
- Admission/Discharge Documents
- Surgery Schedules
- Nuclear Medicine
- Pain Clinic Logs
- Autopsy Reports

Electronic Pathology Reporting

- AKA Epath
- Web-based; access from home
- Covers approximately 98% of Kentucky path reports (both hospital and free-standing labs)

Launch CPDMS Application

Launch CPDMS

Links

[Kentucky Registrars Wiki](#)

[KCR Web Portal](#)

[FES \(Secure File Exchange Server\)](#)

[Old FES \(Available Read Only until January 2018\)](#)

[KCR Web Page](#)

CPDMS Support

Hours: Monday - Friday, 7AM to 5 PM Eastern

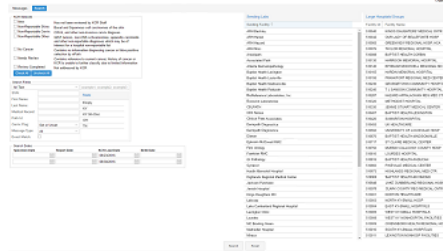
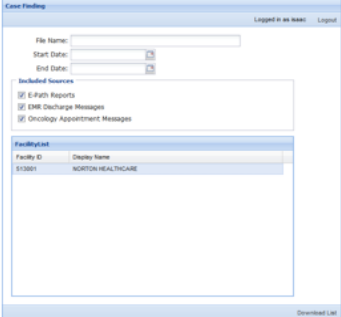

Phone: 859-218-2222

Email: cpdmsnetsupport@kcr.uky.edu

Web Portal

Kentucky Cancer Registry Web Application Portal

Logged in as vicki Log

Preview	Name	Description
	Patient Message Review App	Search Epath and Diagnostic Radiology (eRad) records based on criteria such as SSN, Name, Medical Record Number, and Observation Date - Download Epath and eRad reports as PDFs - Download lists of EPath and eRad reports as .XLS files
	Case Finding List	Create a casefinding list for any date range from multiple electronic sources including EPath, EMR, and Oncology Appointment data. Results are downloaded as an .XLS file and are grouped by patient name. Each patient has an indication of the source of electronic casefindings data.
	Web Reports	A General Purpose Reporting interface for many types of configurable reports from KCR data sets. The Treatment Report allows you to select a set of patient records from

Inside Epath

[Back To Portal Home](#)

Logged In As vicki [Logout](#)

Messages [Search](#)

KCR Statuses

- New** Has not been reviewed by KCR Staff
- Non-Reportable Skins** Basal and Squamous cell carcinomas of the skin
- Non-Reportable Cervix** CIN iii, and other non-invasive cervix diagnoses
- Non-Reportable Other** GIST tumors, non-CNS schwannomas, appendix carcinoids and other non-reportable diagnoses which may be of interest for a hospital non-reportable list
- No Cancer** Contains no information diagnosing cancer or false positive selection by ePath
- Needs Review** Contains reference to current cancer, history of cancer or KCR is unable to further classify due to limited information
- Review Completed** Not addressed by KCR

[Check All](#) [Uncheck All](#)

Search Fields

All Text

SSN: **State**

First Name:

Last Name:

Medical Record:

Path Id:

CDF/Cervix Flag: **Set, Unset, or CDF**

Message Type: **All**

Exact Match:

Search Dates

Specimen Date	Report Date	KCR Load Date	Birth Date
<input type="text"/>	<input type="text"/>	<input type="text"/>	<input type="text"/>
<input type="text"/>	<input type="text"/>	<input type="text"/>	<input type="text"/>

Sending Labs

Sending Facility ↑
ARH Beckley
ARH Harlan
ARH Hazard
ARH Misc
Ameripath
Associated Path
Atlanta Dermatopathology
Baptist Health Lexington
Baptist Health Louisville
Baptist Health Madisonville
Baptist Health Paducah
BioReference Laboratories, Inc
Bostwick Laboratories
CBLPATH
CPA Norton
Clark Co Regional MC
Clinical Path Associates
Dermpath Diagnostics
Dianon
Ephraim McDowell RMC
First Urology
Frankfort RMC
GI Pathology

Large Hospitals/Groups

Facility Id	Facility Name
510040	KING'S DAUGHTERS' ME...
510042	OUR LADY OF BELLEFO...
510065	GREENVIEW REGIONAL...
510076	TAYLOR REGIONAL HO...
510088	BAPTIST HEALTH-CORBIN
510130	HARRISON MEMORIAL...
510140	EPHRAIM MCDOWELL R...
510165	HARDIN MEMORIAL HO...
510195	FRANKFORT REGIONAL...
510230	GEORGETOWN COMMU...
510240	T J SAMSON COMMUNIT...
510275	HARLAN APPALACHIAN...
510287	HAZARD APPALACHIAN...
510320	METHODIST HOSPITAL
510330	JENNIE STUART MEDIC...
510407	BAPTIST HEALTH-LEXIN...
510420	SAMARITAN HOSPITAL
510455	UK HEALTHCARE
510550	UNIVERSITY OF LOUISV...
510670	BAPTIST HEALTH-MADI...
510717	ST CLAIRE MEDICAL CE...
510750	MURRAY-CALLOWAY C...
510810	LOURDES HOSPITAL
510815	BAPTIST HEALTH PADU...

Case Finding List

Case Finding

Logged in as vicki [Logout](#)

File Name:

Start Date: 

End Date: 

Included Sources

- E-Path Reports
- EMR Discharge Messages
- Oncology Appointment Messages
- CPDMS Patient Summary

FacilityList

Facility ID	Display Name
510165	HARDIN MEMORIAL HOSPITAL
510407	BAPTIST HEALTH-LEXINGTON
510455	UK HEALTHCARE
510550	UNIVERSITY OF LOUISVILLE HOSP
510900	BAPTIST HEALTH-RICHMOND
513001	NORTON HEALTHCARE
513014	JEWISH & ST. MARY'S HEALTHCARE
513016	KENTUCKY ONE HEALTH LEXINGTON

[Download List](#)

Searching Web Reports

Logged In As vicki [Logout](#)

Report Name ↑

Abstracting Activity By Facility

Abstracting Activity Details By User

Abstracting Activity Summary By User

Abstracts Downloaded Report

Affiliated Treatments Report

Retouched Cases Details

Retouched Cases Summary

Abstracting Activity By Facility

Settings

History

About

[Create Report](#)

File Name:

Description:

Facility

Choose Facility:

Cases

Activity Start Date:

Activity End Date:

Web Treatment Report

Report Name

Affiliated Treatments Report

Affiliated Treatments Report

Description Settings History

Treatment records from all affiliated facilities where the treatment data is inconsistent.

This report allows you to select a set of patient records from your facility based on diagnosis date, primary site code, and other criteria. It matches those patients with the central registry to identify other facilities that have reported the same patient. Once it finds matching patients at other facilities, it displays only those patients where there are discrepancies in the treatments stored in your database as compared to the treatments stored in the other facility databases.

The treatments displayed will include all treatments from your facility and all treatments from the other facility, therefore you should review the data to see if another facility has better treatment information. When reviewing treatments, you may find additional treatments, better dates, better treatment notes, or you may find that your own treatment information is the best available.

Note: You should also review the class of case to determine if you need to make changes, such as changing a 10 to a 00.

This report does not display patients where your facility is the only reporting facility or where the treatment records among all facilities are the same.

Sample Report:

	A	B	C	D	E	F	G	H	I	J
1										
2	SSN	Last Name	First Name	Facility ID	Last Contact	Survival				
3	001234567	ANDERSON	JANET	741308	10/24/10	1				
4	001234567	ANDERSON	JANET	544301	6/16/10	1				
5										
6		Sequence 1	Facility ID	Site	Diagnosis Date	Class	Abstractor			
7			741308	29	3/29/09	12	AB			
8			544301	29	3/18/09	21	CD			
9										
10			Therapies	Facility ID	Therapy Date	Type	Procedure		Treat. Facility	
11				741308	3/29/09	N	02 - Biopsy of primary site		KY RURAL HOSPITAL (564009)	
12						Notes:	BIOPSY LEFT BREAST 03/29/09 DR. OFFICE			
13					4/28/09	S	51 - Mod rad mastectomy without r		MAIN STREET HOSPITAL (741308)	
14						Notes:	MARGINS NEGATIVE			
15					7/12/09	C	3 - Chemotherapy, multiple agents		MAIN STREET HOSPITAL (741308)	
16						Notes:	PT STARTED CHEMO AT MSH ON 7/12/09, TCX4 PLANNED			
17					11/1/09	H	1 - Hormone therapy agents, NOS		MAIN STREET HOSPITAL - NHF (512345)	
18						Notes:	TAMOXIFEN, DR. SANDERS, 11/1/09			
19										
20				544301	4/28/09	S	61 - Radical mastectomy NOS with		MAIN STREET HOSPITAL (741308)	
21						Notes:	LEFT RADICAL MASTECTOMY AT MAIN STREET HOSPITAL ON 04/28/2009			
22					8/9/09	C	3 - Chemotherapy, multiple agents		COUNTY ONCOLOGY ASSOCIATES (5121	
23						Notes:	TAXOTERE AND CYTOXAN STARTED 08/09/2009 AT METRO ONCOLOGY ASSOCIATES			
24					10/27/09	R	1 - Beam radiation		BAIRD APPALACHIAN REG MED CTR (544	
25						Notes:	33 FRACTIONS TOTAL			

Casefinding Resources

- Reportable list of cancers
- ICD-O-3 purple book
- ICD-10 code book
- Solid Tumor Coding Rules
- Hematopoietic Database
- Master patient list
- KCR Casefinding Rules

Reportable ICD-10 codes

www.kcr.uky.edu/manuals/cpdms-help/cpdms.htm

Note: If you have been using casefinding lists, i.e., disease index, be sure to visit the link above for the most up to date list of reportable ICD10 codes.

Hematopoietic Manual & Database

Hematopoietic and Lymphoid Neoplasm Database

[Hematopoietic Coding Manual \(PDF\)](#) [ICD-O-3 Code Lists](#) [User Guide \(PDF\)](#)

⌵ [Show Multiple Primaries Calculator](#)

189 neoplasms

ICD-O-3 Morphology	▼ Name
9870/3	Acute basophilic leukemia
9805/3	Acute biphenotypic leukemia obsolete
9840/3	Acute erythroid leukemia
9910/3	Acute megakaryoblastic leukemia
9891/3	Acute monoblastic and monocytic leukemia
9911/3	Acute myeloid leukemia (megakaryoblastic) with t(1;22)(p13;q13); RBM15-MKL1
9871/3	Acute myeloid leukemia with inv(16)(p13.1q22) or t(16;16)(p13.1;q22); CBFβ-MYH11
9869/3	Acute myeloid leukemia with inv(3)(q21q26.2) or t(3;3)(q21;q26.2); RPN1-EVI1
9874/3	Acute myeloid leukemia with maturation
9872/3	Acute myeloid leukemia with minimal differentiation
9895/3	Acute myeloid leukemia with myelodysplasia-related changes
9865/3	Acute myeloid leukemia with t(6;9)(p23;q34); DEK-NUP214
9896/3	Acute myeloid leukemia with t(8;21)(q22;q22); RUNX1-RUNX1T1
9897/3	Acute myeloid leukemia with t(9;11)(p22;q23); MLLT3-MLL
9873/3	Acute myeloid leukemia without maturation
9861/3	Acute myeloid leukemia. NOS

What is “Reportable”?

- Carcinomas, sarcomas, melanomas, leukemia, lymphomas, etc.
- Behavior code /0 benign or /1 borderline for primary intracranial and CNS tumors only (9580/0)
- Behavior code /2 In situ or /3 Invasive for other sites (8500/2 or 8500/3)
- Metastatic tumors

Ambiguous Terminology

Terms diagnostic of cancer with

Apparent(ly)

Compatible with

Consistent with

Most likely

Presumed

Suspect(ed)

Typical of

Appears

Comparable with

Favor(s)

Malignant appearing

Probable

Suspicious (for)

Reportable (cont'd)

Intraepithelial neoplasia [these examples are not a complete list]:

- Vagina (VAIN III)
- Vulva (VIN III)
- Anus/Anal Canal (AIN III)
- Laryngeal (LIN III)
- Lobular neoplasia (LN III) (breast)
- Lobular intraepithelial (LIN III) (breast)
- Pancreas (PanIN III)
- SIN III – excluding cervix
- Penile (PeIN III)

Not Reportable

- Cervix - In-situ (IS) or cervical intraepithelial neoplasia (CIN III) or SIN III (applies only to cervix)
- Prostate - prostatic intraepithelial neoplasia (PIN III)

Reportable - Mucosal Skin Sites

Following sites are *reportable* for skin malignancies:

- ⊙ Lip (C00.0-C00.9)
- ⊙ Anus or Anal Canal (C21.0-C21.1)
- ⊙ Vagina (C52.9)
- ⊙ Vulva (C51.0-C51.9)
- ⊙ Clitoris (C51.2)
- ⊙ Penis (C60.0-60.9)
- ⊙ Scrotum (C63.2)


Not Reportable Skin Sites

ICD0-3 Code	Histological Term
8000-8005	Malignant Neoplasm, NOS
8010-8046	Epithelial Carcinomas
8050-8084	Papillary and Squamous Cell Carcinomas
8090-8110	Basal Cell Carcinomas
8077	Perianal skin

REMEMBER:

Careful screening leads to better casefinding!!!

Compare potential new cases to CPDMS to determine if cases are new patients &/or new primaries.



Look closely for these...

Cancer cases diagnosed and/or treated in your facility.

Typically you will **NOT** abstract:

- Consultations *ONLY*
- 2nd opinions *ONLY*
- Transient care *ONLY*
- Hx of cancer *ONLY*

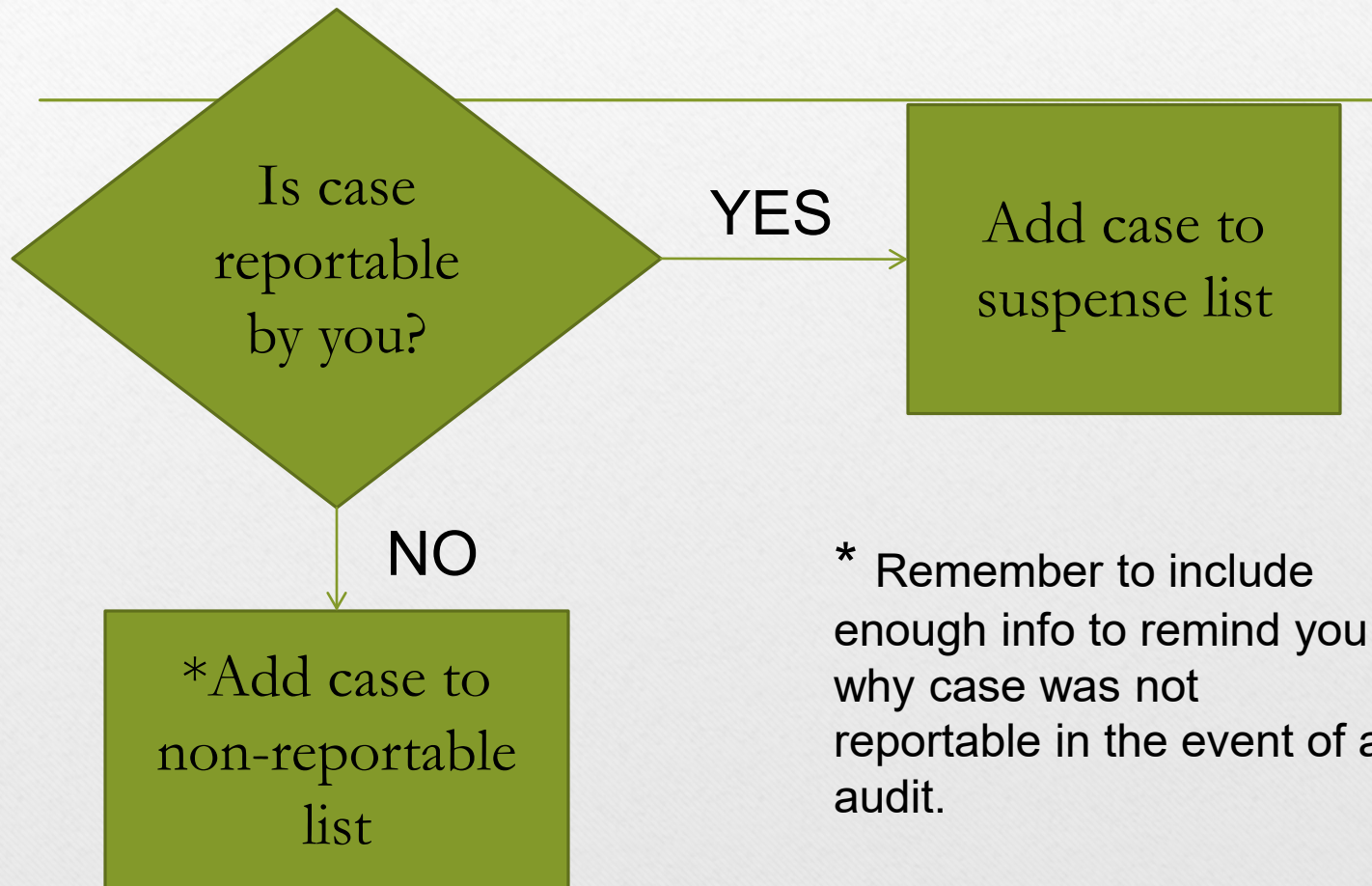
What if you find these?

- Pathology or cytology reports for specimens sent from MD office or other outside facility to your hospital that indicates malignancy but no treatment at your hospital

Send copy of report + facesheet to
KCR

MISSION ACCOMPLISHED


Casefinding Complete . . .



* Remember to include enough info to remind you why case was not reportable in the event of an audit.

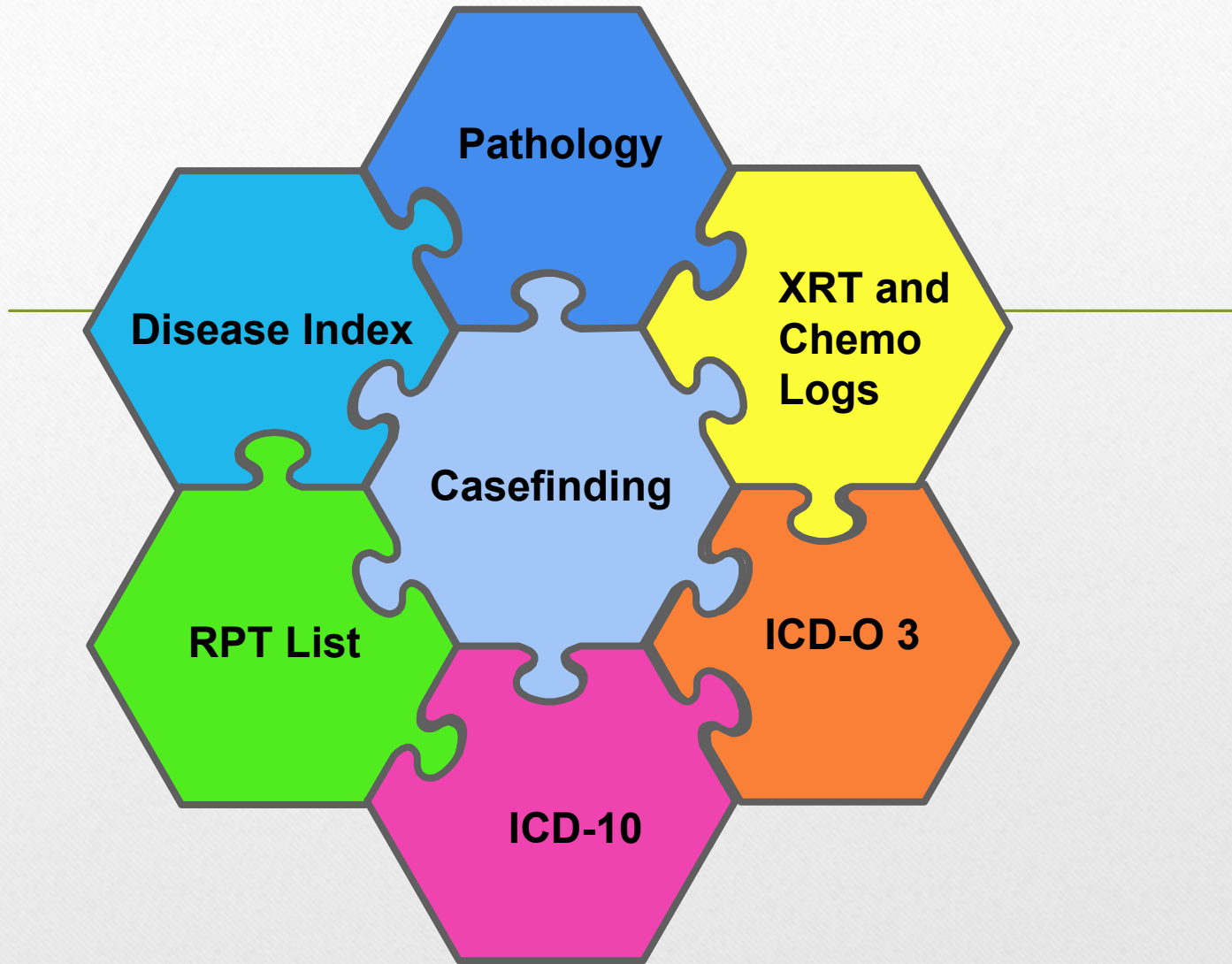
How soon must cases be reported?

- *Within 6 months from date of initial diagnosis* OR first date physically seen at the reporting facility.
- If seen on outpatient basis only, outpatient date is considered the date of first contact.



Casefinding Audits...

- Complete case ascertainment for reporting facilities
- Performed by Central Registry Annually



In Conclusion...

- Take advantage of your resources and source documents.
- If a case is not reportable by you, but is incident to the state - please forward to KCR.



